



CCG-System

Corner Clamped Glass

Glazing System

NOVUM






System Components

01. External cover clamp is aluminum or cast stainless steel Grade 316
02. Fasteners are Grade 316 stainless steel
03. 100% silicone joints comprised of wet silicone and extruded silicone gaskets

Applications

01. Used primarily for vertical and also sloped glazing
02. Where flat glazing panels are supported only at their corners
03. Typically used on facades using cable nets or AES-Systems



System Attributes

01. Contemporary technology design aesthetic
02. Minimal glass joint widths
03. Nominal interruption of glass surface for maximum transparency with an almost fully flush glazed aesthetic
04. Back clamp is designed to interface with a variety of structural systems
05. Ideal for cable nets or to optimize structural supports
06. Free air flow around interior glass surface reduces condensation
07. Glass panels are designed using finite element analysis for maximum safety
08. Panel sizes are limited by applied loading or glass type
09. Clamped fitting is easily installed
10. Easily adaptable for modest angular changes in surface planes



Options/Materials/Finishes

01. Glass can be monolithic, laminated or insulated of varied thicknesses
02. Many glass coatings and frit patterns are available
03. Standard metal finish is cast stainless electropolished
04. Options include bead blasted stainless steel or aluminum in varied colors
05. External clamp shape